

ACTIVE BROADBAND ANTENNAS

HYPERLOG®

40 X SERIES

Active antenna for the entire frequency range from 400 MHz to 6 GHz



Highlights:

- Compatible with any spectrum analyzer or oscilloscope
- Ultra-high gain (45 dBi)
- Battery- or power supply-operated
- Suitable for open-field or lab application


AARONIA AG
WWW.AARONIA.DE

Gewerbegebiet Aaronia AG II, DE-54597 Strickscheid
Tel.: +49(0)6556-9019-355 Fax: +49(0)6556-93034
www.aaronia.com E-Mail: mail@aaronia.de



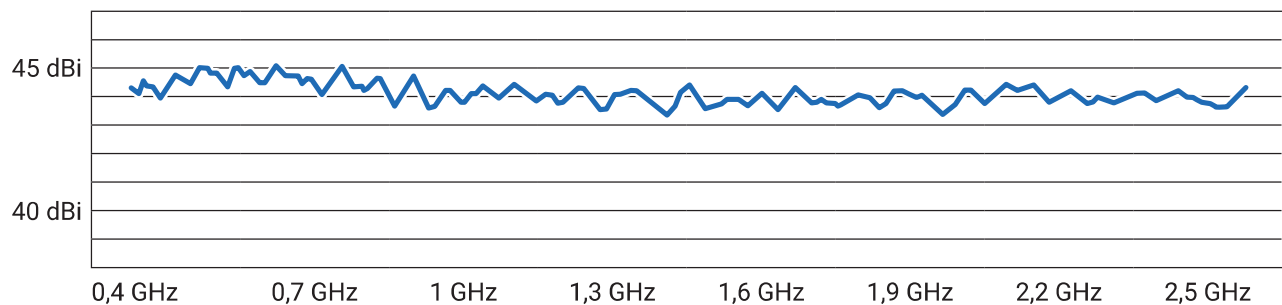
MADE IN GERMANY

Specifications

HyperLOG® 4025 X

Dimensions [L x W x D]	640 x 360 x 30 mm	Nominal Impedance	50 Ohm
Weight	1400 g	Calibration Points	211 (10 MHz steps)
Design	Active log-periodic	VSWR (typ.)	< 2
Gain (typ.)	44 dBi	Tripod Socket	1/4"
RF Connection	SMA (f) or N with adapter (see optional adapter)	Warranty	2 years
Frequency Range	400 MHz – 2,5 GHz (down to 70 MHz with limited directivity)	Interface	USB 2.0 / 1.1 (calibration data readout)
Pre-Amp Noise „linear“ increase	100 MHz: 3,50 dB; 2,5 GHz: 3,91 dB	Pre-Amp Gain (typ.) „linear“ falloff	1 MHz: 40,0 dB; 2,5 GHz: 38,0 dB

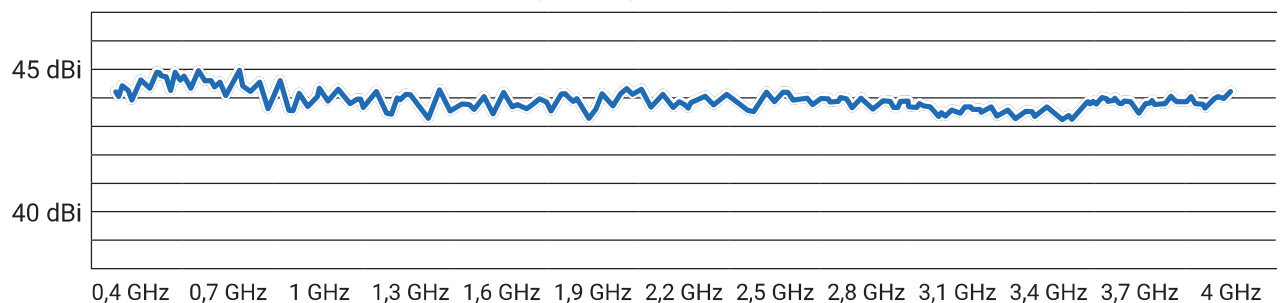
Gain Diagram HyperLOG® 4025 X



HyperLOG® 4040 X

Dimensions [L x W x D]	640 x 360 x 30 mm	Nominal Impedance	50 Ohm
Weight	1400 g	Calibration Points	361 (10 MHz steps)
Design	Active log-periodic	VSWR (typ.)	< 2
Gain (typ.)	44 dBi	Tripod Socket	1/4"
RF Connection	SMA (f) or N with adapter (see optional adapter)	Warranty	2 years
Frequency Range	400 MHz – 4 GHz (down to 70 MHz with limited directivity)	Interface	USB 2.0 / 1.1 (calibration data readout)
Pre-Amp Noise „linear“ increase	100 MHz: 3,50 dB; 4 GHz: 4,15 dB	Pre-Amp Gain (typ.) „linear“ falloff	1 MHz: 40,0 dB; 4 GHz: 36,5 dB

Gain Diagram HyperLOG® 4040 X

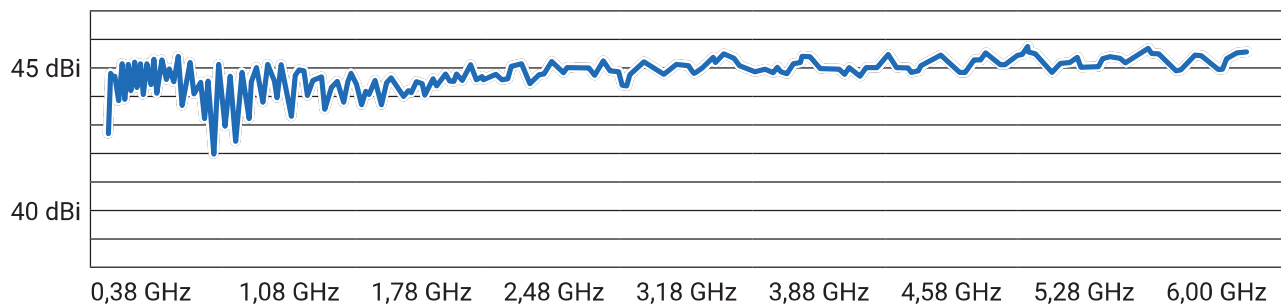


Specifications

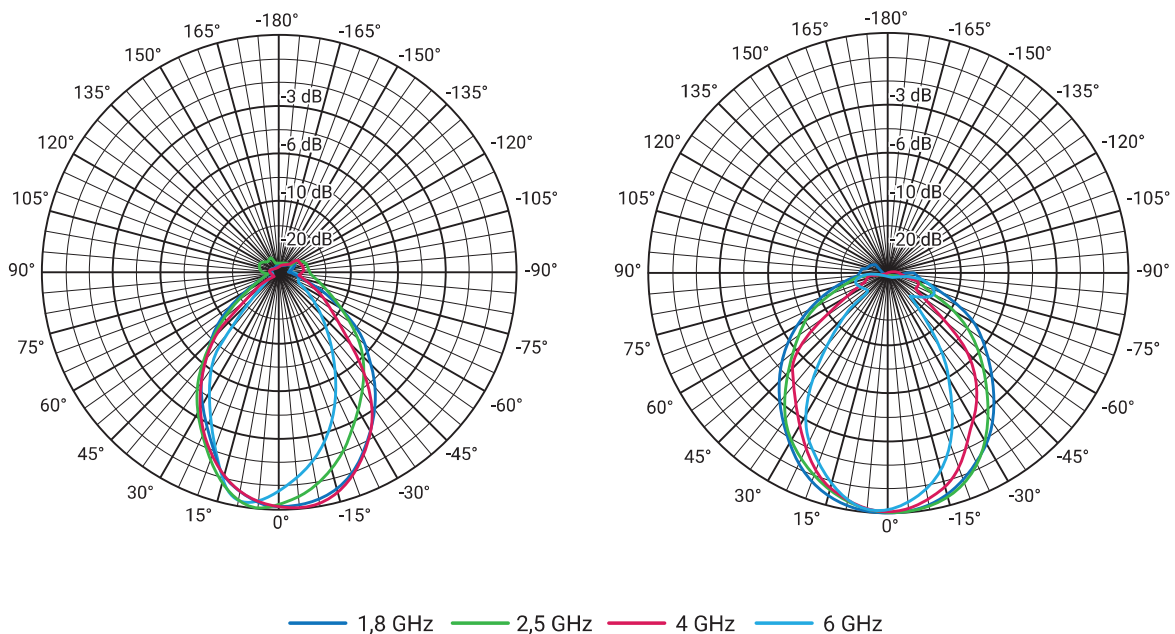
HyperLOG® 4060 X

Dimensions [L x W x D]	640 x 360 x 30 mm	Nominal Impedance	50 Ohm
Weight	1400 g	Calibration Points	561 (10 MHz steps)
Design	Active log-periodic	VSWR (typ.)	< 2
Gain (typ.)	45 dBi	Tripod Socket	1/4"
RF Connection	SMA (f) or N with adapter (see optional adapter)	Warranty	2 years
Frequency Range	400 MHz – 6 GHz (down to 70 MHz with limited directivity)	Interface	USB 2.0 / 1.1 (calibration data readout)
Pre-Amp Noise „linear“ increase	100 MHz: 3,5 dB; 3 GHz: 4,0 dB, 6 GHz: 4,5 dB	Pre-Amp Gain (typ.) „linear“ falloff	1 MHz: 40,0 dB; 3 GHz: 37,5 dB; 6 GHz: 35,0 dB

Gain Diagram HyperLOG® 4060 X



Horizontal und Vertical Pattern HyperLOG® 40 X Series



Recommended Accessories



Multifunctional Pistol Grip

(strongly recommended)

Highly recommended for our HyperLOG® active antennas. Quick and easy antenna polarization change, guarantees perfectly stable antenna handling.

Order/Art.-No.: 503/012

1 m / 5 m / 10 m SMA Cable

High-quality special SMA cable, connecting test equipment to any HyperLOG® antenna. Customers can choose between three different cables:

- 1 m standard SMA cable (RG316U)
- 5 m low-loss SMA cable (especially low damping)
- 10 m low-loss SMA cable (especially low damping)

All versions: SMA plug (male) / SMA plug (male)

Order/Art.-No.: 501/006 (1 m), 501/008 (5 m), 501/0010 (10 m)



SMA to N Adapter

This special high-quality adapter allows for operating all HyperLOG® antennas with any standard spectrum analyzer equipped with an N connector. This adapter can be used with very high frequencies. Measuring just 30 x 20 mm in size, its nominal impedance is 50 Ohm. Layout: SMA socket (female) / N plug (male).

Order/Art.-No.: 502/009

Recommended Accessories



Miniature Pistol-Grip Tripod

Detachable handle with super-practical miniature tripod mode. The handle can be attached to the back of the unit, and allows for optimal handling and a fixed stand. Strongly recommended for PC use.

Order/Art.-No.: 503/012

Laser Pointer

Laser pointer for pinpointing any RF source, even in bright daylight. Available as 150 mW power version (green laser). Easy to install on top of any HyperLOG® X antenna. Connector and screws included.

Order/Art.-No.: 503/039



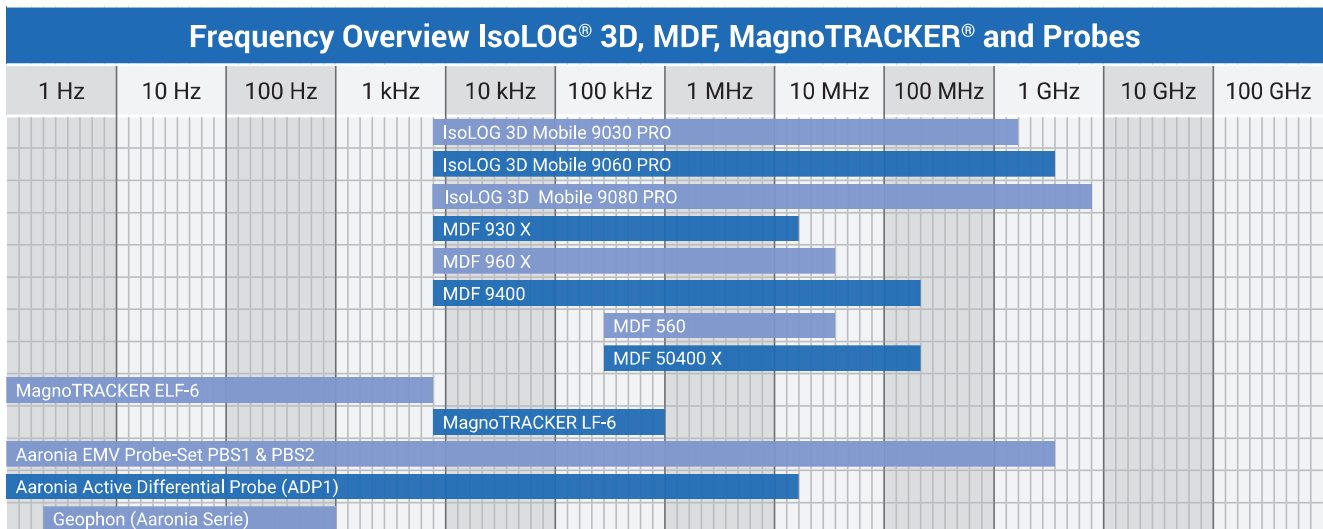
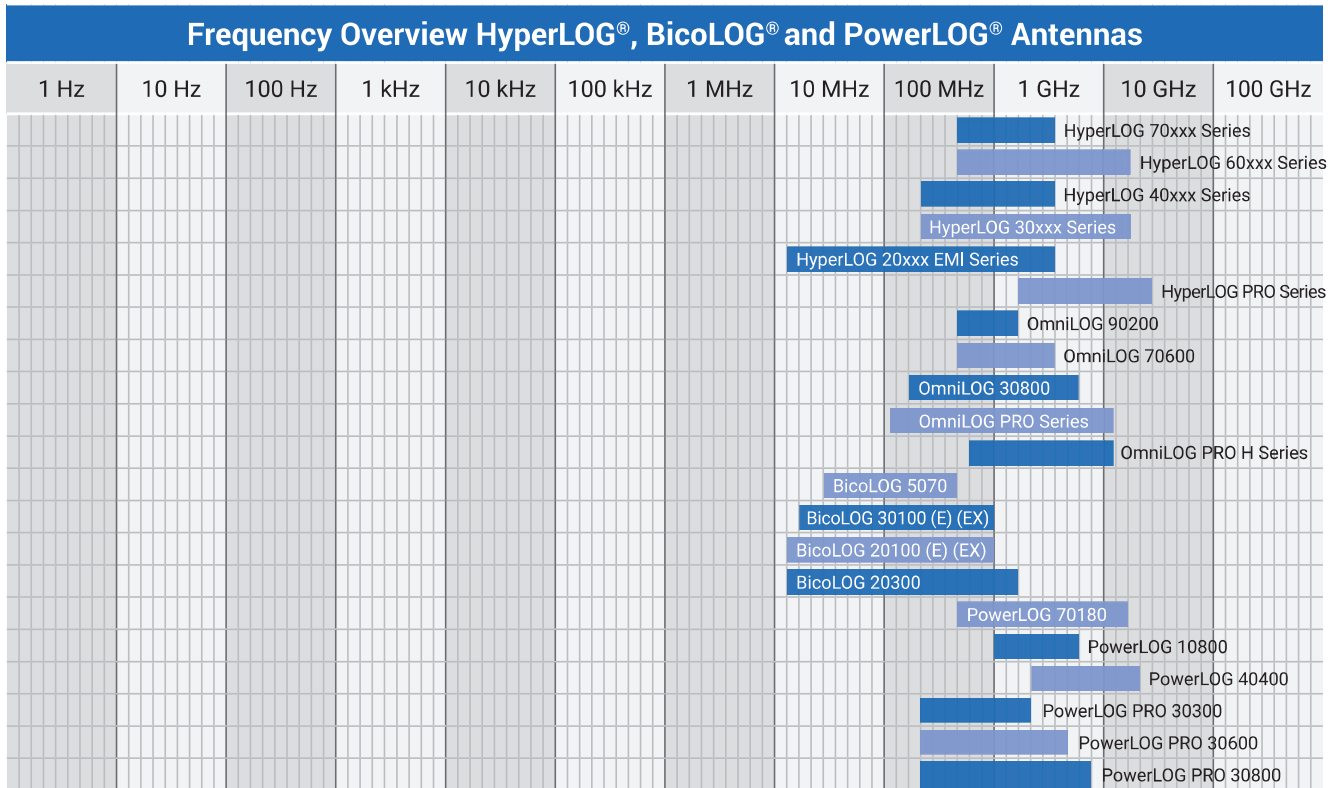
Compass

Small ball compass for our HyperLOG® X antennas. Works at any antenna position due to its liquid-filled ball.

Can be used separately or in combination with our laser pointer. Connector and screws included.

Order/Art.-No.: 503/001

Frequency Overviews



REFERENCES



Selected Aaronia Clients

Government, Military, Aeronautic, Astronautic

- NATO, Belgium
- Department of Defense (DoD), USA
- Department of Defence, Australia
- Airbus, Germany
- Boeing, USA
- German Armed Forces, Germany
- NASA, USA
- Lockheed Martin, USA
- Lufthansa, Germany
- German Aerospace Center (DLR), Germany
- Eurocontrol, Belgium
- EADS, Germany
- Drug Enforcement Administration (DEA), USA
- Federal Bureau of Investigation (FBI), USA
- Federal Criminal Police Office (BKA), Germany
- Federal Police, Germany
- Ministry of Defence, Netherlands

Research/Development, Science and Universities

- MIT - Physics Department, USA
- California State University, USA
- Indonesian Institute of Science (LIPI), Indonesia
- Los Alamos National Laboratory (LANL), USA
- University of Bahrain, Bahrain
- University of Florida, USA
- University of Victoria, Canada
- University of Newcastle, United Kingdom
- University of Durham, United Kingdom
- University Strasbourg, France
- University of Sydney, Australia
- University of Athen, Greece
- University of Munich, Germany
- Technical University of Hamburg, Germany
- Max-Planck Inst. for Radio Astronomy, Germany
- Max-Planck Inst. for Nuclear Physics, Germany
- Research Centre Karlsruhe, Germany

Industry

- IBM, Switzerland
- Intel, Germany
- Shell Oil Company, USA
- ATI, USA
- Microsoft, USA
- Motorola, Brazil
- Audi, Germany
- BMW, Germany
- Daimler, Germany
- Volkswagen, Germany
- BASF, Germany
- Siemens AG, Germany
- Rohde & Schwarz, Germany
- Infineon, Austria
- Philips, Germany
- ThyssenKrupp, Germany
- EnBW (Energie Baden-Württemberg), Germany
- CNN, USA
- Duracell, USA
- German Telekom, Germany
- Bank of Canada, Canada
- NBC News, USA
- Sony, Germany
- Anritsu, Germany
- Hewlett-Packard, Germany
- Bosch, Germany
- Mercedes-Benz, Austria
- Osram, Germany
- DEKRA, Germany
- AMD, Germany
- Keysight, China
- Infineon Technologies, Germany
- Philips Semiconductors, Germany
- Hyundai Europe, Germany
- VIAVI, Korea
- Wilkinson Sword, Germany
- IBM Deutschland, Germany
- Nokia-Siemens Networks, Germany



Aaronia AG, Gewerbegebiet Aaronia AG, DE-54597 Strickscheid, Germany
Phone: +49(0)6556-900310 | Fax: +49(0)6556-900319
Email: mail@aaronia.de | URL: www.aaronia.com